

GRID  
2020

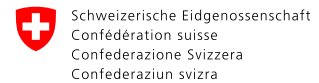
GLOBAL REPORT ON  
INTERNAL  
DISPLACEMENT

SUMMARY



## WITH THANKS

IDMC's 2020 Global Report on Internal Displacement has been produced with the generous contribution of the following funding partners: the U.S. Agency for International Development, the European Union, the Swedish International Development Cooperation Agency, the German Federal Foreign Office, the Norwegian Ministry of Foreign Affairs, Australia's Department of Foreign Affairs and Trade, the US Department of State's Bureau of Population, Refugees, and Migration, the International Organization for Migration, the Swiss Federal Department of Foreign Affairs and Liechtenstein's Ministry of Foreign Affairs.



**Cover Photo:** The mosque of al-Nuri is still in ruins, as is much of Mosul's old city. Throughout Iraq, many internally displaced people (IDPs) are returning, and there has been an overall decrease in new displacement for the last two years. Despite the challenges, durable solutions are within reach. Photo: Tom Peyre-Costa/NRC, 2019

GLOBAL REPORT ON  
**INTERNAL  
DISPLACEMENT**

SUMMARY

APRIL 2020

# SUMMARY

New displacements in 2019

**33.4 million**  
the highest figure since 2012

**8.5 million by  
conflict and violence**

driven by increasing levels of violence  
in Burkina Faso, Yemen and Libya

**24.9 million  
by disasters**

of which 23.9 million  
were weather-related

New displacements by conflict, violence and disasters per region



The Americas  
**1,545,000** | **602,000**  
(6.4% of the global total)



Europe and Central Asia  
**101,000** | **2,800**  
(0.3%)



Sub-Saharan Africa  
**3,448,000** | **4,597,000**  
(24.1%)



Middle East and North Africa  
**631,000** | **2,566,000**  
(9.6%)

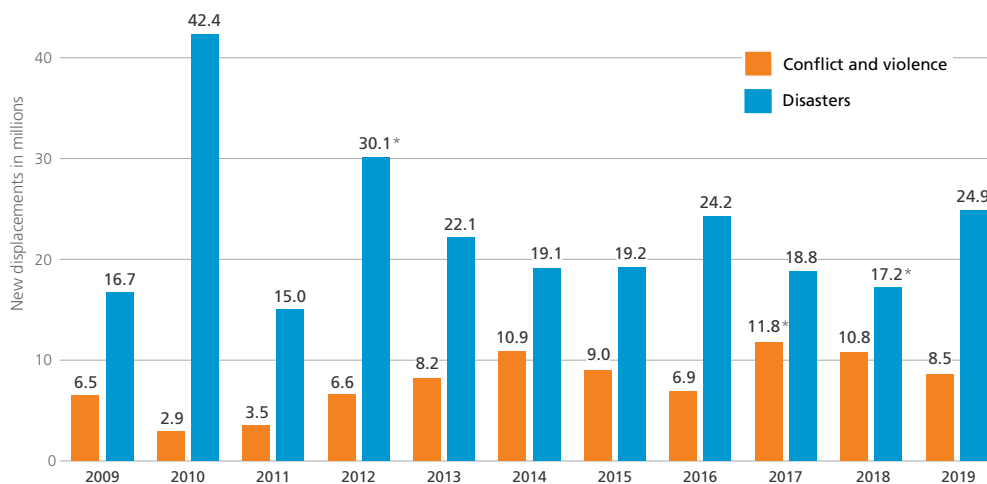


South Asia  
**9,529,000** | **498,000**  
(30%)



East Asia and Pacific  
**9,601,000** | **288,000**  
(29.6%)

New displacements by conflict, violence and disasters worldwide (2009-2019)

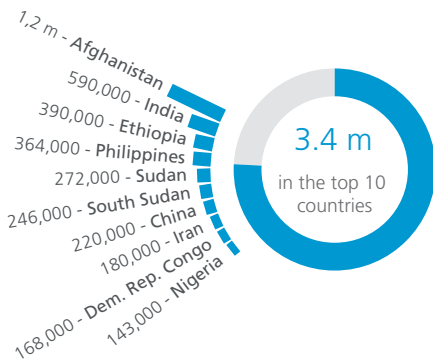
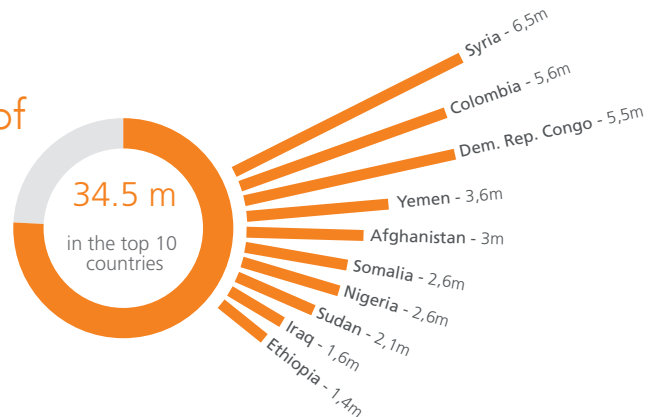


\* Updated figures. For further details see methodological annex, available online.

## Total number of IDPs


# 50.8 million

**45.7 million** as a result of conflict and violence  
an all-time high



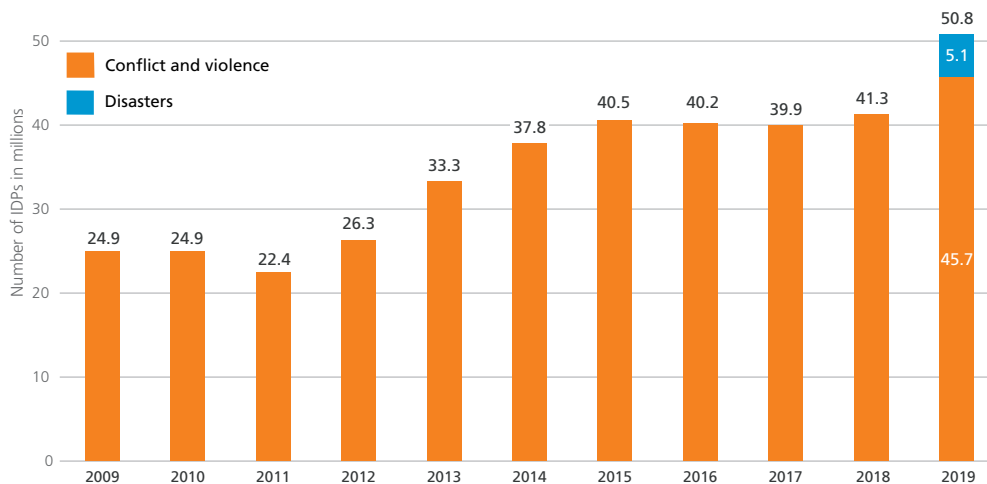
**5.1 million** as a result of disasters  
the first-ever estimate

**18.3 million** IDPs are children under 15 and **3.7 million** are over 60



Total number of IDPs worldwide as of end 2019, by age group

Total number of IDPs worldwide at year end (2009-2019)



Due to rounding, some totals may not correspond with the sum of the separate figures.

## Internal displacement by conflict and violence

New incidents of conflict displacement were recorded in 50 countries in 2019. The majority took place in low and middle-income countries including **Syria**, the **Democratic Republic of the Congo (DRC)** and **Ethiopia**, which accounted for more than a million new displacements each.

Sub-Saharan Africa was the region with the highest figure. Many new displacements were triggered by escalating violence and an overall deterioration of security in the Sahel, particularly in **Burkina Faso**, **Mali** and **Niger**. Ongoing conflict also forced hundreds of thousands of people from their homes in **Somalia** and **South Sudan**.

Long-running conflicts in **Syria**, **Yemen** and **Libya** also led to an increase in displacement in the Middle East and North Africa, both in terms of new displacements and people still living in displacement at the end of the year.

8.5 million  
new  
displacements



45.7 million IDPs

The global number of IDPs has never been higher. All regions are affected by conflict displacement, but it is highly concentrated in a few countries. Of the global total of 45.7 million people still displaced at the end of the year, three-quarters or 34.5 million, were in just 10 countries.

Girls and boys attend class in the ruins of a primary school in Trinkot, Afghanistan. In 2017, efforts were put into rebuilding the school, that was ready to welcome more children in September 2019.  
Photo: NRC/Enayatullah Azad, February 2016

## Internal displacement by disasters

Around 1,900 disasters triggered 24.9 million new displacements across 140 countries and territories in 2019. This is the highest figure recorded since 2012 and three times the number of displacements caused by conflict and violence.

Disaster displacement was recorded in low and high-income countries alike. Cyclones Idai and Kenneth forced hundreds of thousands of people from their homes in **Mozambique, Malawi, Madagascar, Zimbabwe** and the archipelagos of **Comoros and Mayotte**. Hurricane Dorian's impacts on the **Bahamas** were unprecedented, and the storm also triggered displacement on neighbouring islands and in the **US** and **Canada**.

24.9 million  
new  
displacements

Beyond the absolute numbers, disasters hit many communities that were already vulnerable, displacing people with little capacity to recover. Widespread flooding in **South Sudan** displaced people who had already fled conflict for a second time. Relative to population size, the impacts of cyclone Kenneth in **Comoros** were devastating.

Much of the new displacement reported in 2019 took place in the form of pre-emptive evacuations. Cyclones Fani and Bulbul triggered more than five million in **India** and **Bangladesh** alone. Evacuations clearly save lives, but many evacuees had their displacement prolonged because their homes had been damaged or destroyed.

Around 5.1 million people in 95 countries and territories were living in displacement as a result of disasters at the end of the year. This includes people who fled disasters not only in 2019 but also in previous years. From the 1.2 million people displaced by drought and floods in **Afghanistan** over the past few years to the 33,000 still living in displacement a decade after the **Haiti** earthquake, these figures are just the tip of the iceberg.



5.1 million IDPs



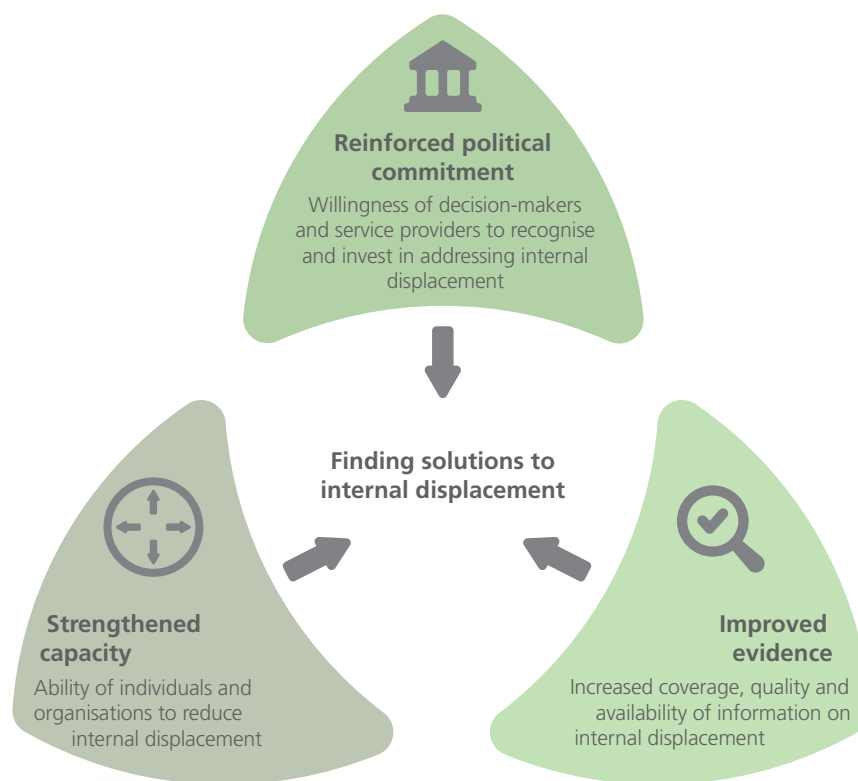
## Finding solutions to internal displacement

There were visible efforts to prevent and respond to internal displacement in 2019, and promising developments in a number of countries highlighted the key ingredients for success.

New national initiatives showed greater levels of political commitment. Countries such as Niger and Somalia improved their policy frameworks on internal displacement. Others, including Afghanistan, Iraq and the Philippines, incorporated displacement in their development plans, in their reporting on the Sustainable Development Goals, or when updating risk manage-

ment strategies in line with the Sendai Framework for Disaster Risk Reduction.

Strengthened capacity across humanitarian and development sectors manifested in better coordination and increased investment. Improvements in the quantity and quality of data available also enabled better reporting and analysis, which in turn informs more effective responses and risk mitigation measures.



Anas, 10, spends his day helping his family in sheep breeding. "I'm the man of the house and I help my family with the work". There were 6.5 million IDPs in Syria as of the end of 2019. Photo© UNHCR/Antwan Chnkjji, August 2019

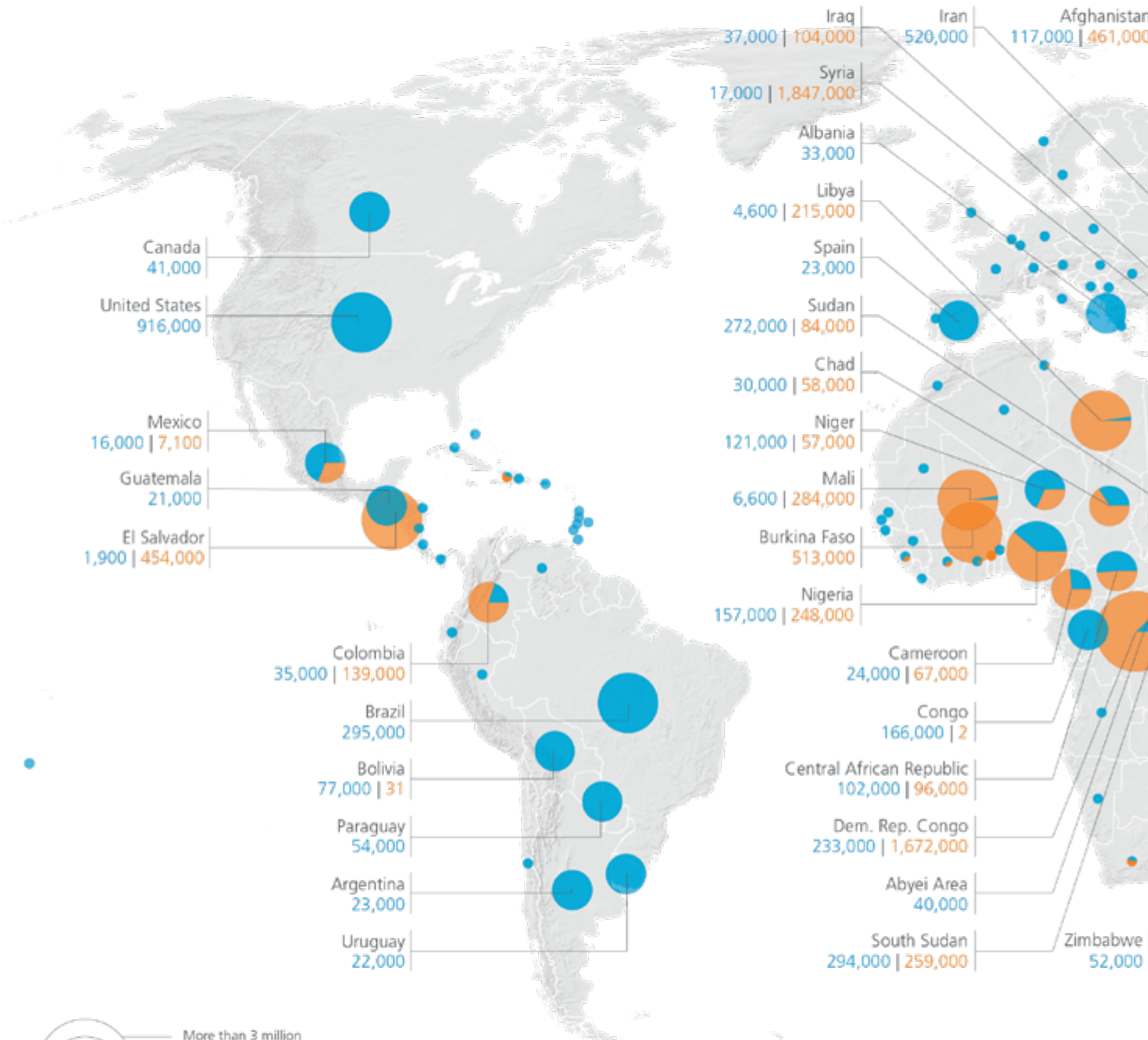


## What have we learned?

---

- 1. The recognition of internal displacement is a vital first step toward addressing it.** Changes in how the phenomenon was understood contributed to a significant shift in national policy and practice in Somalia.
- 2. Policies and programmes may integrate internal displacement or be dedicated to it, but they should always align with national priorities.** The Afghan government understands internal displacement as both a humanitarian and development issue, and recognises it as a consequence of both conflict and disasters. This has the potential to strengthen institutional coordination and responses.
- 3. Regional and global initiatives act as catalysts for national commitment and local action.** Dialogues hosted by the African Union and regional commissions have galvanised political support across the continent. Global initiatives such as the UN High-Level Panel on Internal Displacement also have the potential to unlock national action.
- 4. Effective local initiatives require more predictable and sustained funding.** Multi-year funding in Haiti has enabled a longer and more transparent planning framework, and the UN Peacebuilding Fund's support for durable solutions in Somalia was channelled to local organisations.
- 5. Existing tools can be used to provide planners and policymakers with evidence that goes beyond numbers.** Combining official monitoring of disaster displacement in the Philippines with mobile phone tracking data and social media analysis has helped to improve planning for shelters, reconstruction and longer-term urban recovery.
- 6. Improved collaboration is making data more available and accessible.** Regional initiatives in Africa, Europe and Latin America strengthen collaboration and coordination, and so make data more coherent and trustworthy as well as increase ownership among providers, users and donors.
- 7. Accounting for displacement and reporting on progress is a vital tool in generating and sustaining political commitment.** National data strategies and dedicated budgets in Mali and the Philippines have enabled systematic and regular reporting, which in turn helps to attract more internal and external support for durable solutions.

# NEW DISPLACEMENTS BY CONFLICT AND DISASTERS



**Total**  
 24,855,000  
 New displacements - disasters

**8,553,800**  
 New displacements - conflict



**The Americas**  
 1,545,000 | 602,000  
 (6.4% of the total figure)



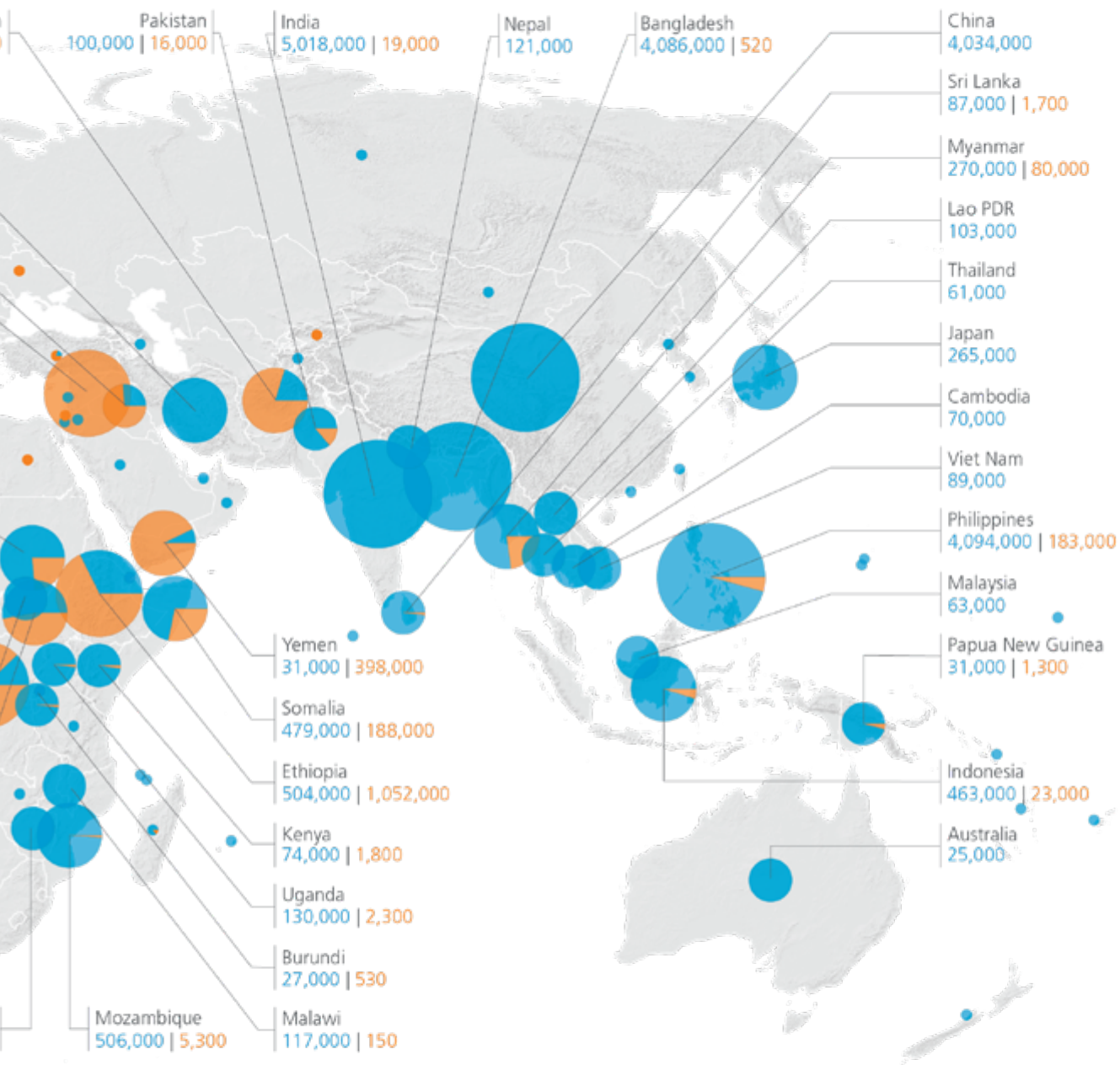
**Europe and Central Asia**  
 101,000 | 2,800  
 (0.3%)



**Sub-Saharan Africa**  
 3,448,000  
 (24.1%)

The country and territory names and figures are shown only when the total new displacements value exceeds 20,000. Due to rounding, the boundaries and the names shown and the designations used on this map do not imply official endorsement or acceptance by IDMC.

# DISASTERS IN 2019



Sub-Saharan Africa  
100,000 | 4,597,000



Middle East and North Africa  
631,000 | 2,566,000  
(9.6%)



South Asia  
9,529,000 | 498,000  
(30%)



East Asia and Pacific  
9,601,000 | 288,000  
(29.6%)

Adding, some totals may not correspond with the sum of the separate figures.



The Internal Displacement Monitoring Centre (IDMC) is the world's authoritative source of data and analysis on internal displacement. Since our establishment in 1998 as part of the Norwegian Refugee Council (NRC), we have offered a rigorous, independent and trusted service to the international community. Our work informs policy and operational decisions that improve the lives of the millions of people living in internal displacement, or at risk of becoming displaced in the future.

The Internal Displacement Monitoring Centre

 [www.internal-displacement.org](http://www.internal-displacement.org)

3 rue de Varembeé, 1202 Geneva, Switzerland

 [www.facebook.com/InternalDisplacement](https://www.facebook.com/InternalDisplacement)

+41 22 552 3600 | [info@idmc.ch](mailto:info@idmc.ch)

 [www.twitter.com/IDMC\\_Geneva](https://www.twitter.com/IDMC_Geneva)